

LRWDB

YEAR IN REVIEW
JULY 1, 2015 - JUNE 30, 2016

Mayor Mark Stodola, CEO

Bryan Day, Chair

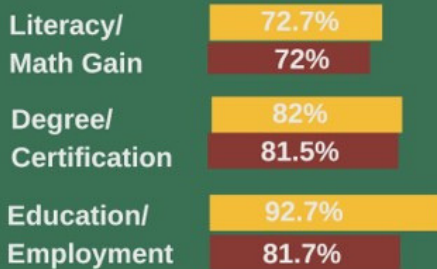
W. J. Monagle, Executive Director

View full Board Roster and FY2016 Reports at www.lrworkforce.com

EXCEEDED ALL COMMON MEASURES*



Youth



Adults



DLW



* Exceeded all 9 Common Measures for the third year in a row; first workforce area to accomplish this feat.

Actual Target

WORKFORCE CENTER UTILIZATION

Total Workforce Center Visits

52169

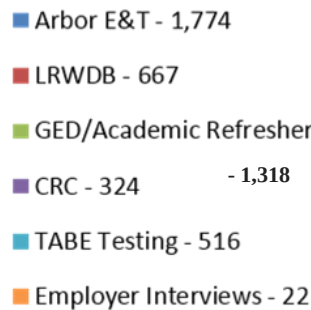
Workforce Center Partners

16

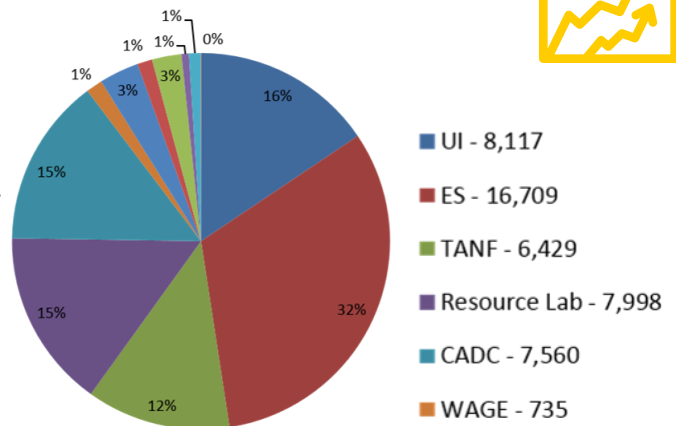
Career Fair Events

22

BY
THE
NUMBERS



No-Cost Employment Resources



FINANCIAL SUMMARY

Program Name	Program Year 2014	Program Year 2015	Program Year 2016*
WIOA - ADULT SERVICES	\$420, 978	\$465,078	\$446,098
WIOA - DISLOCATED WORKER SERVICES	\$400, 939	\$376,411	\$350,033
WIOA - YOUTH SERVICES	\$330 450	\$310,208	\$342,102
YOUTH BUILD I	\$147,902	\$199,125	\$162,007
YOUTH BUILD II	N/A	N/A	\$337,765
PROMISE GRANT	\$147,902	\$199,125	\$162,007

PY16 based on unaudited, projected budget and expenses to date.

REGIONAL TALENT DELIVERY SYSTEM

2016/2017 Local Transitional Plan Summary

LRWIB to LRWDB: From "Investment" to "Development"

During my first PROMISE meeting, a young man shouted out 'I want to be an architect!'

Clint Whitley, Cromwell
Architecture & Engineering

Little Rock will have a world-class workforce with the precise skills to supply in-demand occupations in local high-growth sectors and keep Little Rock's economy competitive in the global marketplace

To establish and cultivate a talent development system that offers employers, job seekers, and communities in the Little Rock metropolitan area the opportunity to realize and sustain economic prosperity.

Vision
Statement

Mission
Statement

SECTOR STRATEGY



HEALTH CARE

5.52% growth rate
for Personal Care Occupations

Annual mean wage of **\$20,320**
for Personal Care Aides and
\$24,240 for Nursing Assistants



ADVANCED MANUFACTURING

15.79% growth rate for Tool
Setters, Operators and Tenders,
Metal and Plastic Occupations


Annual mean wage of
\$36,350 for these occupations



CONSTRUCTION

3.13% growth rate, with Construction
Apprentices replacing retiring workers

Approximately **35,000** individuals age 16
and over work in Construction occupations



Sources: Arkansas Department of Workforce Services, LMI;; 2015 Bureau of Labor Statistics; 2010-2014 American Community Survey.



Build on Success

Align workforce, education, and economic development initiatives to meet the needs of employers and job seekers.



Serve Hard-to-Reach Groups

Seek opportunities to provide services for older youth, returning citizens, disabled workers, veterans, homeless, and ESL.



Leverage Proven Programs

Continue groundbreaking partnerships and initiatives like YouthBuild, PROMISE Grant, Summer Youth Employment.

Unemployment in Little Rock - Do You Know?

3%

15%

Overall **unemployment** in Little Rock stands at 3.6%. But the unemployment rate is as high as 15.3% in **distressed neighborhoods** like Midtown, Central/Downtown, and Southwest LR..

Source: Bureau of Labor Statistics.